

Early Head Start of Carey Services

Annual Report
May 1, 2019– April 30, 2020

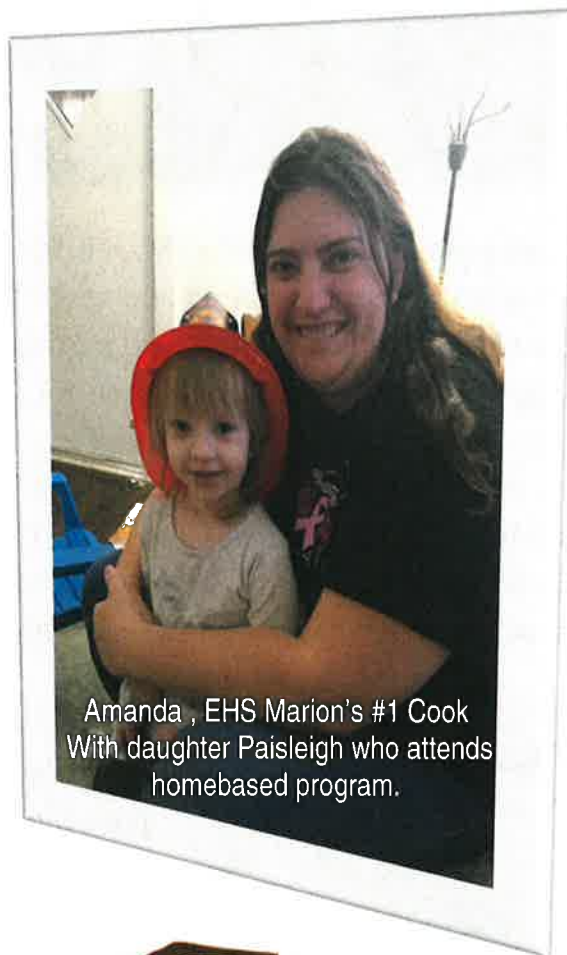


Mission
Turning abilities into opportunities

Vision
A world where all people are empowered and equally valued in the community.



Alycia, Teacher in Infant Room is pictured with her daughter Ari who attended EHS classrooms.



Amanda , EHS Marion's #1 Cook
With daughter Paisleigh who attends
homebased program.



Jennifer, EHS Home Visitor, pictured with family. All her children have been in classroom or homebased program.
(L-R: Marcus, Major, Jennifer, Maykin, Santa & Mrs. Claus, Malique, & Grandma Sue.



The mission of Early Head Start of Carey Services is to empower parents to support and nurture their children while meeting their social and economic goals.

The closing of our 2019-2020 year has been like no other.

Who would have thought we would see a time in our history that we would close schools, child care and other businesses and ask people to stay home. I know the situation is far from over but after weekly, and sometimes daily meeting with the Leadership team, our campus started to slowly open back up.



On July 6, 2020, we reopened classrooms after purchasing supplies for staff to keep themselves and the children safe. We now have enough sanitizer and bleach to help us continue to sterilize during the flu season as well.

Prior to reopening, we celebrated 39 children who successfully graduated from our services. We placed a celebration sign in their yard and gave goodie baskets to graduates.

During shut down months (March 30– July 3) teachers set up virtual visits with families. Home Visitors did the same thing and soon thereafter implemented virtual Family Play Schools sessions for all of their families to participate in. Management team met virtually weekly to adjust program structure if needed, monitor the supplies and the well being of staff, children and families.

We also had time to celebrate internally by seeing the construction completed of two new upcoming classrooms, thanks to Child Care Dessert money, United Way, Thriving Families, and Thriving Grant County. We are currently working with the Office of Head Start to adjust our enrollment to be able to fill those classrooms around the first of the year.



We also secured a Visions screen through the Boren Foundation which will help us greatly as we screen and monitor children for possible vision issues, even before they might have been seen by an optometrist. Our Hartford City location received a Grant to help supply extra equipment for our outdoor play area.

Four staff completed degrees this year, one more is on her last class, and three Teaching Assistants are on the path to starting their degrees.

So even though the end of our program year was unlike any other, Early Head Start continues to provide like a true family does. Remember our vision here at Carey Services Early Head Start is *A world where all people are empowered and equally valued in the community.*

Beth Wickham, Early Head Start Director



Hartford City Classroom

At the Hartford City Early Head Start, our classrooms have maintained a Level 4 Path to Quality and NAEYC accreditation with the hard work of our classroom staff and program specialists.

Our teachers and staff seek out trainings and educational opportunities so they are able to continue to provide a strong developmentally appropriate early childhood education program that supports families and their children.

All teachers have received certificates for the trainings they have participated in. In addition to the ongoing training, a teacher received a technical certificate and a teacher's assistant received her CDA.



*Jeannie Brown,
Hartford City Classroom Supervisor*

Annual Audit Results:

The audit conducted by Blue and Co., Certified Public Accountant, for fiscal year July 2019 through June 30, 2020 has been received and was found to meet the federal audit requirement. It was also noted that there were no findings associated with this report. It will be filed with Federal Audit Clearing House by the end of November.

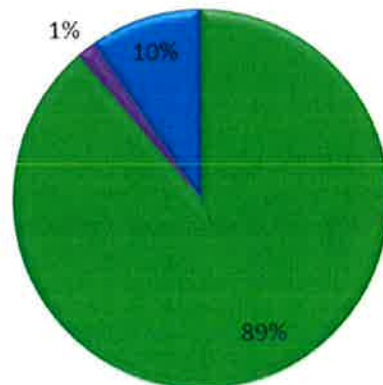
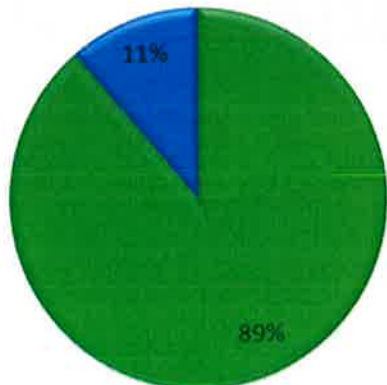
School Readiness Outcomes

EHS Outcomes	# Maintained / Increased	% of Children who Maintained / Increased
Total # of Children = 62		
Language and Literacy	55	88.7
Cognitive and Knowledge	56	90.3
Approaches to Learning	58	93.6
Social and Emotional	60	96.8
Physical and Health	57	91.9

Key: "AE" = Age Expected Development

	Child had AE in January and maintained AE in May
	Child was below AE January and progressed to AE in May
	Child was below AE in January and remained below AE in May – but with progress

1 - Language and Literacy Skills 2 - Cognitive and General Knowledge

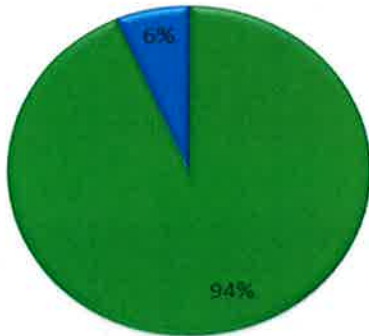


School Readiness Outcomes

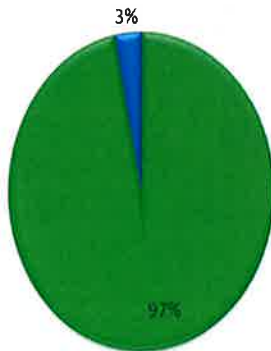
Continued from previous page

	Child had AE in January and maintained AE in May
	Child was below AE January and progressed to AE in May
	Child was below AE in January and remained below AE in May – but with progress

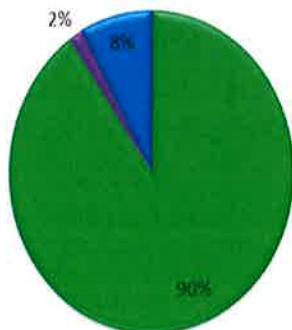
3 - Approaches to Learning



4 - Social and Emotional Development



5 - Physical Development and Health



Home Visitor Program

The look of our homebased services has changed for the 2019-2020 program year. COVID-19 came in with no mercy in March, we were forced to suspend all home-based services at once. Our home visitors stepped up to the challenge by doing home visits virtually either by phone or computer. They were able to keep in contact with their families and monitor support. They were even able to deliver food to front porches that they picked up from local schools or other food pick up locations. We also made front porch deliveries of activity packets to help keep the children on track developmentally during this time.

Through it all, we have persevered and become stronger. We are ready to meet the next challenge.

Thank you Home Visitors for all you do!

Verna Hicks,

Health & Safety Fall Fest 2019 @ Marion YMCA

- 36 businesses presented
- Families received Health & Safety Education from Community Resources.
- About 400 people attended.
- MGH conducted 37 car seats checks.
- EHS/HS conducted 14 hearing screenings.



A Special Thanks for the many donations received from community businesses, educators, partners, staff and volunteers: Abbey Coffee, Affordable Housing, Brianna's Hope, Bridges To Health, Care Source, Carey Services, Casey's General Stores, Children's Bureau, Inc., Clear Choice Chiropractic, Culver's, Dunham's, Family Service Society, First Light Advocacy Center, First Steps, GC Child Health & Safety Coalition, GC Family YMCA, GC Health Dept, GC Sherriff, GC Probation, GC WIC, Great Beginnings, Healthy Families, Indiana Health Center, Hoosier, Jiffy Print, Ivy Tech Community College, IWU Graduate Counseling Center, Keystone, Little Giants Preschool, Marion Fire Dept., Marion Housing Authority, MGH Ambulance, MGH Diabetes & Nutrition Education, MGH Lactation Consultant, Marion Public Library, Marion Police Dept, Meridian Health Services, Minority Health Coalition, Mt. Olive Preschool, Morrell's Fish & Chips, National Alliance Mental Illness, Nutrition Education Program– Grant & Blackford County, Pregnancy Heap Center, Prevent Child Abuse Grant County, Pro Prints, Progressive Dental, St. Martin's Community Center, TORCH Coalition, Tree of Life, and Walgreen's.

EHS Program Enrollment Statistics:

Total Number of Families Served	172
Total Number of Children Served	222
Total Number of Pregnant Women Served	31
Total Number of Children Enrolled Multiple Years	82
Number of Children that graduated from EHS during Program Year	39
Number of Children with Disabilities Served	37
Average monthly enrollment as a percent of funded enrollment (130 funded en.)	98.6%
Average monthly waiting list for Blackford County program options	14
Average monthly waiting list for Grant County program options	91

Parent/Guardian Education

Percent of Enrolled Parents

Advanced degree or baccalaureate degree	7%
Associate degree, vocational school, or some college	35%
High School graduate or GED	46%
Less than high school graduate	12%

Prenatal Enrollees

Percent of Enrollment

Received Regular Prenatal Care	100%
Presented At-Risk Pregnancies	19%
Received Mental Health Intervention/Follow-Up	35%
Received Substance Abuse Treatment	13%
Received Professional Dental Exam	23%
Postnatals who Breastfed Infants	47%
Postnatals who Follow Safe-Sleep Practices	96%

Total Children Served in each Program Option

Children Served

Home-Based	190
Hartford City /Marion Classrooms	98

Children's Health Outcomes at Year-End:

Percent of Children with a medical home (regular doctor)	99%
Percent of Children with health insurance	99%
Percent of Children up-to-date on immunizations	88%
Percent of Children up-to-date on all EPSDT (preventive and primary health care)	62%
Percent of Children up-to-date on preventive dental services	60%



**Congratulations
Marion Classroom D on
completing their first year!
Happy 1st Anniversary**



Marion Classroom Program

In all four classrooms we have maintained a Level 4 Path to Quality and NAEYC accreditation with the hard work of parents and staff. We have also been busy making preparation to open two new classrooms and plan to open them in 2020-2021 Program Year. We are thankful to provide an exemplary program for families.

*Stephanie Ellet,
Marion Classroom Supervisor*



Funding Sources:**Budget****Actual**

PY 2019-2020 Program Base Grant	1,354,744.00	1,354,744.00
PY 2019-2020 T & TA Grant	28,258.00	28,258.00
CACFP (Food Service Program)	33,500.00	53,611.55
CCDF (Child Care Subsidy)	3,000.00	28,114.00
TOTAL	1,383,002.00	1,464,727.55

Expenses:**Budget****Actual**

Staff Wages	940,021.00	927,661.73
Benefits	196,519.00	170,143.79
Instructional Supplies/Classroom Supplies	6,000.00	18,663.29
Food/Food Services Supplies	466.00	21,275.38
Policy Council/Parent Services	1,500.00	1,209.80
Nutrition/Mental Health Consultants	1,800.00	6,731.67
Office & Household Supplies	1,900.00	15,791.14
Public Relations/Recruitment/Advertising	1,850.00	3,234.18
Audit	4,000.00	4,000.00
Utilities/Maint./Insurance/Classroom Utiliz.	64,344.00	105,000.03
Local Travel	6,500.00	15,379.17
Indirect	129,844.00	144,838.68
Training/Technical Assistance	28,258.00	330,798.69
TOTAL	1,383,002.00	1,464,727.55

Success, Immense Curiosity to Come, and Resiliency to Last

What a difference a year has made! It was not even in our team's mind at the beginning of the year that we



would be ending the reporting year in a pandemic and be providing early childhood education in new and creative ways, even sometimes virtually.

The Carey Services Early Head Start (EHS) team was remarkable prior to the start of the pandemic, and our team proved over and over in the remaining months, during the pandemic, to be even more remarkable by supporting and caring for the children and families we serve. Bravo to our team of early childhood education professionals, the children we serve, and their families for continuing to strive for resiliency, and to achieve health and school-readiness success during this last year!

What's next!?! That question comes to our team with immense curiosity, hope, and with a drive to assure our families will succeed even more into the future! Our team and families have learned a great deal in the last year about how to strengthen their ability to be resilient in adversity. That resilience, and the success that came along

with it, is to be celebrated. I celebrate our EHS team, the children they serve, and their families!

Here's to another great year in Early Head Start!

Jim Allbaugh, CEO/President

